

# GROUND CONTROL SYSTEMS® Metal Bike Vault® Installation Instructions

## TOOLS NEEDED FOR INSTALLATION

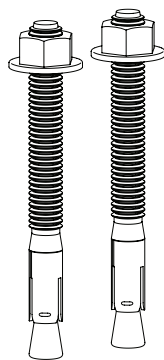
1. Safety glasses and ear plugs
2. 3/8" Hammer Drill with 3/8" bit
3. Hammer
4. Torque wrench
5. Small vacuum or wire brush

NOTE: These instructions are for installation of bike vaults in CONCRETE ONLY.

CAUTION: Be sure to wear eye and ear protection when drilling holes.

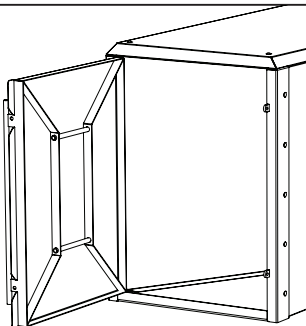
In the Mounting Anchor Kit:

1. Wedge anchors (4) :  
3/8" X 16-UNC X 3-3/4"  
(Includes nut and washer per each)

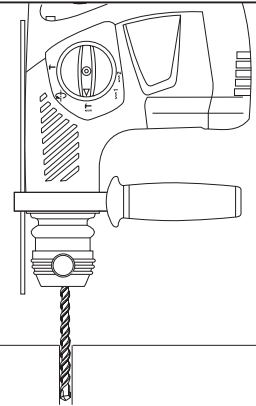


Quantity depends on which kit was purchased.

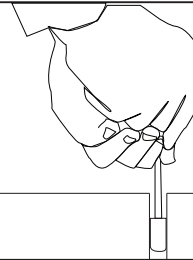
1. Place the vault on the surface where it is to be mounted, checking for set backs to walls, curbs, pedestrian walkways and wheelchair accessible areas.



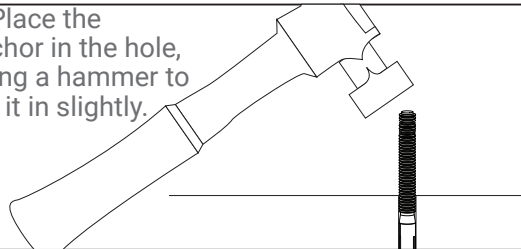
2. Use the flange as a template to mark the placement of the holes- removing the flange once the holes are marked. Wearing eye and ear protection, insert a 3/8" bit and drill the hole to a 1-1/2" depth.



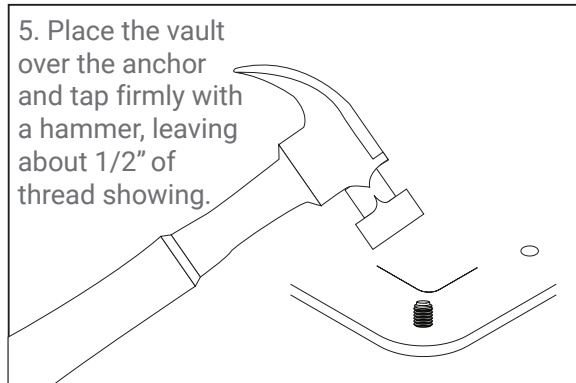
3. Clean out and around the holes with a small blast of air.



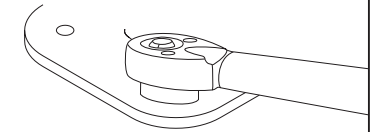
4. Place the anchor in the hole, Using a hammer to tap it in slightly.



5. Place the vault over the anchor and tap firmly with a hammer, leaving about 1/2" of thread showing.



6. Place the washer and nut on the anchor and use a torque wrench to tighten to 30 -33 ftlbs of torque.



For questions or concerns regarding installation using wedge anchors, please call Ground Control at 800-630-7225 or email us at [info@groundcontrolsystems.com](mailto:info@groundcontrolsystems.com)

These installation instructions are intended for the install of wedge anchors in concrete only. For instructions on installing a bike rack in asphalt, please contact Ground Control or download our asphalt installation instructions from our website.

The information contained in this document is the sole property of Ground Control Systems® any reproduction in part or whole without the written permission of Ground Control Systems® is prohibited.

**GROUND CONTROL**  
SYSTEMS®  
Innovative Bike & Board Parking

[www.groundcontrolsystems.com](http://www.groundcontrolsystems.com)  
[info@groundcontrolsystems.com](mailto:info@groundcontrolsystems.com)  
800-630-7225